

# USER GUIDE


## HOW TO OPERATE LOTUS PRO




- 1** Ensure the unit is plugged in



- 2** Ensure the cold water is turned on




- 3** Place bucket under the dispense hose



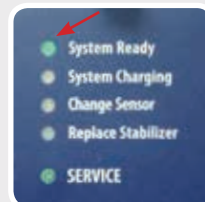
- 4** Press **FLOW** switch to **ON** position




- 5** The unit is processing




- 6** When the unit is ready, the light will be green




- 7** Fill your bucket



- 8** Fill bottle



- 9** Fill pail



- 10** To stop filling, press **FLOW** switch to **OFF**

